

# Introducing VMware Validated Design Use Cases

VMware Validated Design 4.0



vmware®

You can find the most up-to-date technical documentation on the VMware website at:

<https://docs.vmware.com/>

If you have comments about this documentation, submit your feedback to

[docfeedback@vmware.com](mailto:docfeedback@vmware.com)

**VMware, Inc.**  
3401 Hillview Ave.  
Palo Alto, CA 94304  
[www.vmware.com](http://www.vmware.com)

Copyright © 2018 VMware, Inc. All rights reserved. [Copyright and trademark information.](#)

# Contents

	About Introducing VMware Validated Design for Micro-Segmentation	4
<b>1</b>	<b>Overview of VMware Validated Designs</b>	<b>5</b>
	Advantages of VMware Validated Design Use Cases	5
	Component Overview	7
<b>2</b>	<b>Micro-Segmentation Use Case</b>	<b>9</b>
	Micro-Segmentation Use Case Components	9
	Micro-Segmentation Design Objectives	10
	Micro-Segmentation Use Case Scope	11
	Micro-Segmentation Use Case Workflows	11
	Micro-Segmentation Use Case Documentation	12
<b>3</b>	<b>IT Automating IT Use Case</b>	<b>16</b>
	IT Automating IT Components	16
	IT Automating IT Design Objectives	17
	IT Automating IT Use Case Scope	19
	IT Automating IT Workflows	20
	IT Automating IT Use Case Documentation	21

# About Introducing VMware Validated Design for Micro-Segmentation

*Introducing VMware Validated Design for Micro-Segmentation* presents the design objectives and a high-level overview of the VMware Validated Design™ for Micro-Segmentation. This introduction also includes an overview of the documentation.

*Introducing VMware Validated Design for Micro-Segmentation* includes the following information:

- Design objectives
- Document structure and purpose
- Supported VMware product versions
- Design overview

## Intended Audience

*Introducing VMware Validated Design for Micro-Segmentation* is for cloud architects, infrastructure administrators, cloud administrators, and cloud operators who want to become familiar with the design.

## A Note About Illustrations

if some of the illustrations in the document include vSAN storage. The VMware Validated Design for Micro-Segmentation does not require vSAN storage even though vSAN is one of the storage options.

# Overview of VMware Validated Designs

1

Use VMware Validated Designs to set up a data center that is based on management components by VMware, and has a scalable and best-practice configuration. The VMware Validated Design for the Software-Defined Data Center is a two-pod, two-region design that includes virtual infrastructure, cloud management, and operations product. Different Validated Design use cases have the VMware Validated Design for the Software-Defined Data Center as a basis but remove or add products. A use case might also contain instructions for use case specific procedure.

This chapter includes the following topics:

- [Advantages of VMware Validated Design Use Cases](#)
- [Component Overview](#)

## Advantages of VMware Validated Design Use Cases

Just like the VMware Validated Design for the Software-Defined Data Center, each use case is fully validated, supports the latest product releases, and enables fast standup.

VMware Validated Designs have the following advantages.

### One path to SDDC

After you satisfy the deployment requirements, follow one consistent path to deploy an SDDC.

VMware Validated Designs offer an extensively tested solution path with specific information about product versions, networking architecture, capabilities, and limitations.

Use case solution paths have also been tested with the product versions and networking architectures specified for the use case.

### SDDC design for use in production

The VMware Validated Design for the Software-Defined Data Center has the following features.

- High-availability of management components
- Backup and restore of management components
- Monitoring and alerting
- Disaster recovery of management components

- Protection of management application by using NSX Distributed Firewall

Use cases have been tested in a more limited environment.

- The following features are fully supported.
  - High-availability of management components
  - Monitoring and alerting
  - Protection of management application by using NSX Distributed Firewall
- The following features are not tested for use cases, but expansion to an environment that includes the full suite of operations component is possible.
  - Backup and restore of management components
  - Disaster recovery of management components

**Validated design and deployment**

The prescriptive documentation of a VMware Validated Design is continuously validated by VMware.

Validation provides the following advantages to your organization:

- Validated product interoperability
- Validated SDDC features, such as custom workload churn, high availability of management components, operational continuity, efficient monitoring, and a design with dual-region support in mind
- Reduced risk of deployment and operational problems
- Reduced test effort

**Fast SDDC standup**

By downloading all SDDC products or all products included in a use case you can implement a data center without engaging in design work and product research. To do so, you can follow the detailed design decisions and step-by-step instructions of the SDDC foundation and the use case.

**Support for latest product releases**

Every version of a VMware Validated Design, including a validated use case, accommodates new product releases. If you have deployed an SDDC according to an earlier version of a VMware Validated Design, you can follow the validated design to upgrade your environment.

**Foundation of SDDC deployment use cases**

This VMware Validated Design provides the foundation for use cases that satisfy the requirements of individual organizations or industry segments, such as VMware Validated Design for Micro-Segmentation and VMware Validated Design for IT Automating IT.

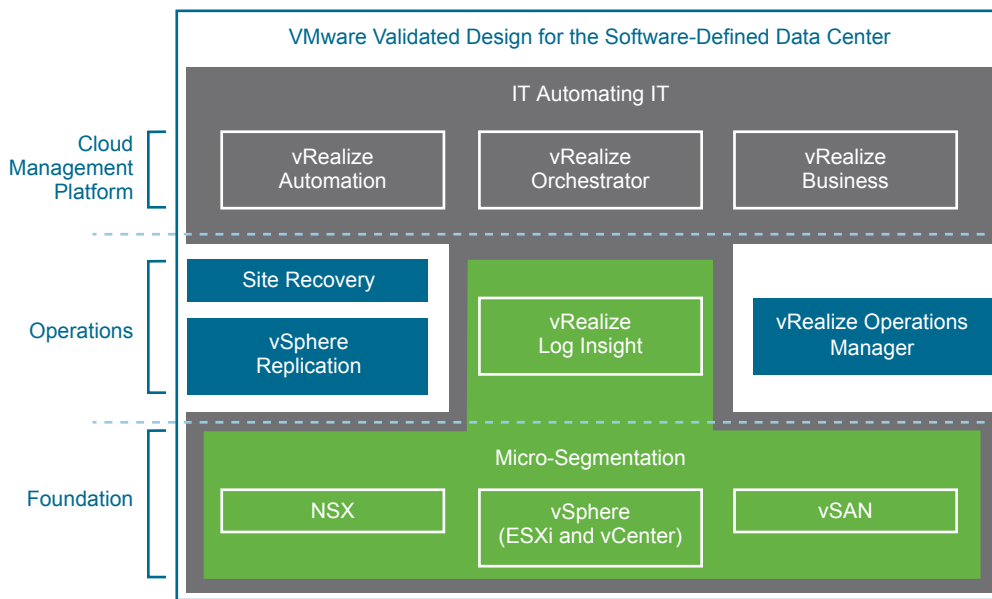
Because the use cases share product versions, procedure, and other aspects of the deployment with the VMware Validated Design for the SDDC, expansion of a use case to the full two-region SDDC is seamless.

## Component Overview

All VMware Validated Design Use Cases are tightly related with the VMware Validated Design for the Software-Defined Data Center. Depending on the use case, you install all products in the foundation. Different use cases might also require installation of additional products.

The following diagram illustrates this.

**Figure 1-1. VMware Validated Design for the Software-Defined Data Center and Use Cases**



The different products have the following components.

Product	Components
VMware Validated Design for Micro-Segmentation	<ul style="list-style-type: none"> <li>■ VMware NSX</li> <li>■ VMware vSphere (ESXi and vCenter Server)</li> <li>■ VMware vSAN</li> <li>■ vRealize Log Insight</li> </ul> <p>The VMware Validated Design for Micro-Segmentation uses a single region design.</p>
VMware Validated Design for IT Automating IT	<p>All components that are used by the VMware Validated Design for Micro-Segmentation, plus the following additional components.</p> <ul style="list-style-type: none"> <li>■ vRealize Automation</li> <li>■ vRealize Orchestrator</li> <li>■ vRealize Business</li> </ul> <p>Depending on the use case, additional VMware products, such as VMware Hyperic, or third-party products might be required.</p> <p>Many scenarios in the VMware Validated Design for IT Automating IT are documented as single-region designs. You can expand those scenarios to a dual-region design. The <i>Scenarios</i> documentation also explains how to use a UDLR for cross-region deployment.</p>
VMware Validated Design for the Software-Defined Data Center	<p>A full set of foundation, cloud management, and operations components is included in the design.</p> <p>This design has been implemented and tested in a dual-region environment. It includes some products that are not part of the current use cases.</p>



# Micro-Segmentation Use Case

The micro-segmentation use case includes a subset of the products that are part of the full VMware Validated Design. The use case provides a validated platform for an environment that uses micro-segmentation. That platform enables you to secure all workloads by using NSX for vSphere distributed firewalls and security groups. Expansion of the environment from the use case to the full validated design is supported.

Micro-segmentation includes core products that support dynamic security based on attributes. This functionality is part of the NSX for vSphere product offering. However, the use case is a fully tested implementation of all listed product versions.

This chapter includes the following topics:

- [Micro-Segmentation Use Case Components](#)
- [Micro-Segmentation Design Objectives](#)
- [Micro-Segmentation Use Case Scope](#)
- [Micro-Segmentation Use Case Workflows](#)
- [Micro-Segmentation Use Case Documentation](#)

## Micro-Segmentation Use Case Components

The micro-segmentation use case showcases the networking and security capabilities of VMware NSX for vSphere.

The use case includes the foundation components and vRealize Log Insight. VMware vSAN is supported but not required.

### **VMware vSphere**

As the base layer, VMware ESXi and VMware vCenter Server support infrastructure virtualization.

### **VMware NSX for vSphere**

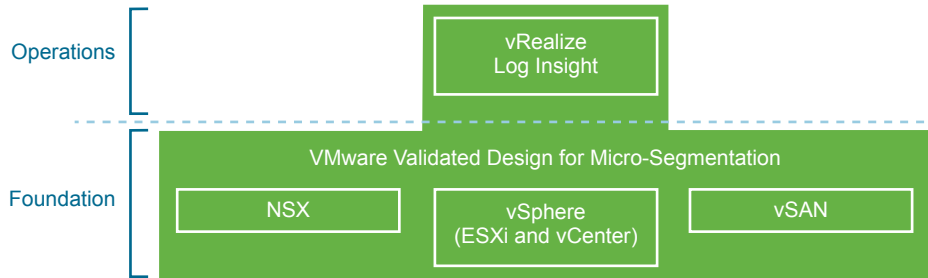
At the heart of the use case is VMware NSX for vSphere, which supports flexible security policies. The policies can be based on the virtual network structure, virtual machine or OS type, dynamic security tags, and more. The result is granularity of security down to the virtual NIC.

The resulting data center supports isolation and segmentation, with drastically improved security.

#### vRealize Log Insight

VMware vRealize Log Insight supports log management features that enable you to view and analyze logs by using customizable dashboards.

**Figure 2-1. VMware Validated Design for Micro-Segmentation Components**



## Micro-Segmentation Design Objectives

The VMware Validated Design for Micro-Segmentation design objectives provide fine-grained details about the scope, performance, hardware, and other critical factors.

**Table 2-1. VMware Validated Design for Micro-Segmentation Objectives**

VMware Validated Design for Micro-Segmentation Objective	Description
Main objective	Validated micro-segmentation use case in a 1-region design.
Scope of deployment	Greenfield deployment of the management components.
Cloud type	Private cloud.
Number of regions and disaster recovery support	<p>The documentation includes guidance for a deployment that can support two regions for failover.</p> <p>The Micro-segmentation use case has been tested in a single-region deployment. The VMware Validated Design for the Software-Defined Data Center has been tested in a dual-region deployment.</p>
Maximum number of virtual machines	<p>The use case will be tested with the following scale parameters.</p> <ul style="list-style-type: none"> <li>■ 3,000 running virtual machines</li> <li>■ 300 security policies</li> <li>■ 1200 security groups</li> </ul>
Number of hardware pods	<p>2-pod design</p> <p>The design requires the following pods for SDDC deployment:</p> <ul style="list-style-type: none"> <li>■ Management pod. Runs the virtual machines of the management products.</li> <li>■ Compute/edge pod. Runs the tenant workloads (compute) and connects to the NSX for vSphere networks and the external networks (edge).</li> </ul>
Data center virtualization	<ul style="list-style-type: none"> <li>■ Compute virtualization</li> <li>■ Network virtualization</li> </ul>

**Table 2-1. VMware Validated Design for Micro-Segmentation Objectives (Continued)**

VMware Validated Design for Micro-Segmentation Objective	Description
Scope of guidance	<ul style="list-style-type: none"> <li>■ Storage, compute and networking for the management pod.</li> <li>■ Number of hosts, amount of storage and configuration</li> <li>■ Deployment and initial setup of management components at the infrastructure level.</li> </ul>
Overall availability	99% availability Planned downtime is expected for upgrades, patching, and on-going maintenance.
Authentication, authorization, and access control	Use of Microsoft Active Directory as a central user repository. Users can be allocated NSX roles.
Certificate signing	Certificates are signed by an enterprise-internal or an external certificate authority (CA). No self-signed certificates are used.
Hardening	Tenant workload traffic can be separated from the management traffic.
Interoperability between VVD for SDDC and this use case.	You can grow this use case to the full Validated Design for the Software-Defined Data Center.

## Micro-Segmentation Use Case Scope

The first delivery of the use case includes the reference architecture and the design and design decisions for the micro-segmentation platform. This includes information about product versions. Scale validation includes an environment with 100 hosts and 3 000 virtual machines.

In the core micro-segmentation use case, logical networking is at the center of the design. The use case validates creation of security rules that protect virtual machines by using NSX distributed firewalls. The user performs configuration by using the vSphere Web Client.

In the future, the use case will include validation and best practices for Service Composer groups and policies. This use case includes service integration and chaining of security services provided by NSX for vSphere with partner services.

## Micro-Segmentation Use Case Workflows

The micro-segmentation use case supports a set of workflows that are tested as part of this validated design. To implement static security, you use the vSphere Web Client to configure distributed firewall rules or workflows based on Service Composer.

To prepare your environment.

- Install and configure the ESXi hosts in a compute cluster.
- Set up vRealize Log Insight to receive logs from all hosts. This includes distributed firewall logs and NSX for vSphere logs.

To implement static security groups, you can use logical switches, IPset, and virtual machine attributes.

- Create rules for virtual machines on VLAN-backed networks. These rules limit traffic based on virtual machine IP address or based on virtual machine attributes.
- Create rules.

To implement dynamic security groups based on tag creation, you use security policies.

- Create rules that separate virtual machines into different security groups based on tags.
- Create security policies and apply them to security groups.

To implement monitoring, you can use the vRealize Log Insight product, which is part of this use case.

- Send all distributed firewall logs to vRealize Log Insight for analysis.
- Configure monitoring dashboards.

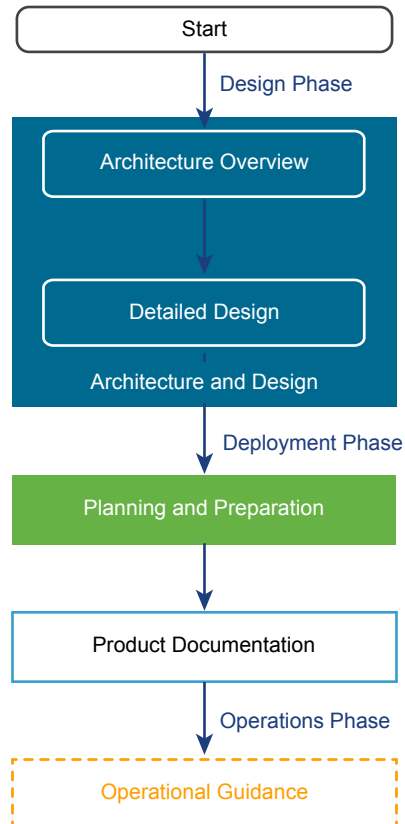
---

**Note** The scenario "Configuring Micro-Segmentation for Multi-Tier Applications" is part of the VMware Validated Design for IT Automating IT. It showcases how to use micro-segmentation capabilities such as security profiles and distributed firewalls with multi-tier applications.

---

## Micro-Segmentation Use Case Documentation

The structure of the VMware Validated Design for Micro-Segmentation documentation reflects the best practices in designing and deploying a data center that supports micro-segmentation. The documentation components are organized according to audience and deployment stage. You use the documents in a specific order.

**Figure 2-2. VMware Validated Design for Micro-Segmentation Documentation Flow**

## Architecture and Design

The *Architecture and Design* document has two parts, *Architecture Overview* and *Detailed Design*.

The focus of the *Architecture Overview* are the components in the design and how they interact.

**Table 2-2. Architecture Overview Sections**

Component	Description
Document	Part of the <i>Architecture and Design</i> document
Purpose	<ul style="list-style-type: none"> <li>Introduce the fundamentals and components in the SDDC design.</li> <li>Provide information about the layered structure of the SDDC.</li> <li>Describe the building modules and basic behavior of each management component.</li> </ul>
Audience	Cloud architects and cloud administrators

After you learn about the architecture for the Validated Design for Micro-Segmentation, the detailed design sections explain configuration details for the management components and the required infrastructure.

**Table 2-3. Detailed Design Sections**

Component	Description
Guide	Part of the <i>Architecture and Design</i> document
Purpose	<ul style="list-style-type: none"> <li>■ Provide complete details about the configuration of each layer and of the components that are a part of the layer.</li> <li>■ Describe available design alternatives.</li> <li>■ Provide design decisions to reflect the main design issues and the rationale behind a chosen solution path.</li> </ul>
Audience	Cloud architects and cloud administrators

## Planning and Preparation

The *Planning and Preparation* document helps you plan your environment according to the requirements. This document has detailed information on required software versions and other details including IP addresses and user configuration. You can abstract from the information in this document to requirements in your environment.

**Table 2-4. Planning and Preparation Information**

Section Attribute	Description
Guide	<i>Planning and Preparation</i>
Purpose	<p>Collect all requirements that your environment must meet so that you can follow VMware Validated Design to create an SDDC. The planning and preparation section provides prerequisites for the following areas:</p> <ul style="list-style-type: none"> <li>■ Required software including VMware products, scripts, and third-party software</li> <li>■ Networking configuration including VLANs, example IP addresses, and DNS names</li> <li>■ Active Directory user configuration</li> <li>■ Specifications of the virtual machines that you must provide in advance</li> </ul>
Audience	Cloud architects, infrastructure administrators, cloud administrators, and cloud operators

## Product Documentation

See the sections on vSphere, NSX and vRealize LogInsight in the Deployment for Region A documentation for details on deploying the products. See the VMware Validated Design Documentation Center for reference. After initial deployment, the product documentation for vSphere and for NSX for vSphere enables you to set up your environment with security groups, firewalls, and so on. Because this documentation is already available, the Validated Design for Micro-Segmentation does not include detailed step-by-step instructions for each task.

**Table 2-5. Product Documentation for vSphere and for NSX for vSphere**

Section Attribute	Description
Documents	<ul style="list-style-type: none"><li>■ <a href="#">vSphere 6.0 Documentation Center</a></li><li>■ <a href="#">NSX for vSphere Documentation Center</a></li></ul>
Purpose	Detailed information on performing tasks such as installing ESXi hosts or configuring a vSphere Distributed Switch.
Audience	Cloud architects, infrastructure administrators, cloud administrators, and cloud operators

## Operational Guidance

For operational guidance, consult the documentation for installing and configuring components that is in the VMware Validated Design for the Software-Defined Data Center. Install only the components that are included in the *Architecture and Design* document for the VMware Validated Design for Micro-Segmentation. See the VMware Validated Design documentation at <https://www.vmware.com/support/pubs/vmware-validated-design-pubs.html>.

# IT Automating IT Use Case

The IT Automating IT use case is based on the foundation of the VMware Validated Design for the Software-Defined Data Center. It presents a validated set of scenarios for common IT operations. Different use cases have different prerequisites. Use cases also differ in the approach to networking.

This chapter includes the following topics:

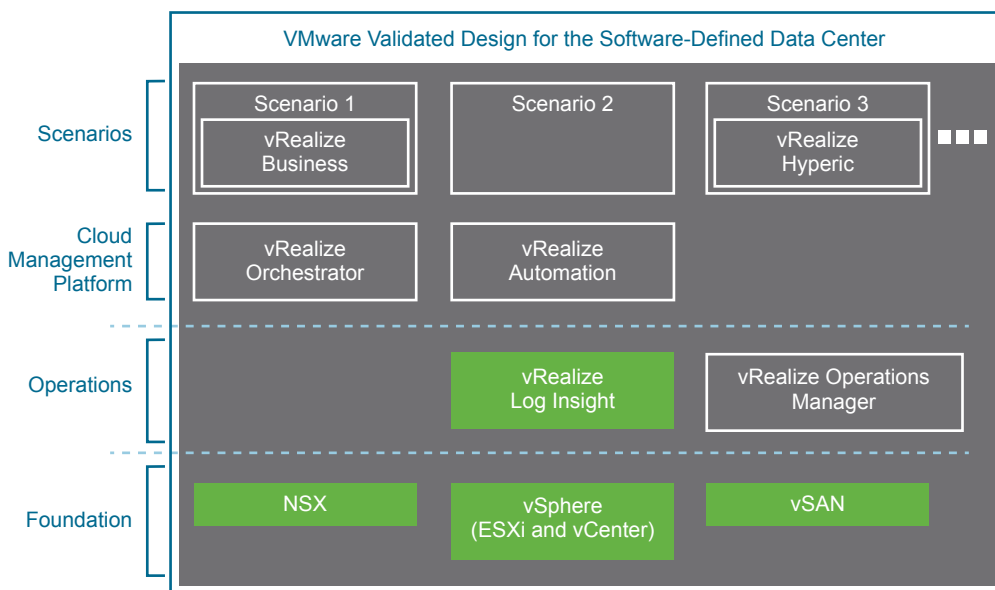
- [IT Automating IT Components](#)
- [IT Automating IT Design Objectives](#)
- [IT Automating IT Use Case Scope](#)
- [IT Automating IT Workflows](#)
- [IT Automating IT Use Case Documentation](#)

## IT Automating IT Components

The IT Automating IT use case showcases different typical use case scenarios of an IT professional.

The use case includes components at the foundation, cloud management, and operations layer.

**Figure 3-1. IT Automating IT Components**





At the management layer, the use case includes the following components.

<b>VMware vSphere</b>	As the base layer, VMware ESXi and VMware vCenter Server support infrastructure virtualization.
<b>VMware NSX for vSphere</b>	<p>At the heart of the use case is VMware NSX for vSphere, which supports flexible security policies. The policies can be based on the virtual network structure, virtual machine or OS type, dynamic security tags, and more. The result is granularity of security down to the virtual NIC.</p> <p>The resulting data center supports isolation and segmentation, with drastically improved security.</p>

At the operations layer, the use case includes the following components.

<b>vRealize Log Insight</b>	VMware vRealize Log Insight supports log management features that enable you to view and analyze logs by using customizable dashboards.
<b>VMware vRealize Operations</b>	VMware vRealize Operations streamlines and automates IT operations management. Deliver intelligent operations management from applications to infrastructure across physical, virtual and cloud environments with VMware vRealize Operations.

At the cloud platform management layer, the use case includes the following components.

<b>VMware vRealize Automation</b>	VMware vRealizeAutomation provides a service catalog from which tenants can deploy applications, and a portal that lets you deliver a personalized, self-service experience to end users.
<b>VMware vRealize Orchestrator</b>	VMware vRealizeOrchestrator is a platform that provides a library of extensible workflows to allow you to create and run automated, configurable processes to manage the VMware vSphere infrastructure as well as other VMware and third-party technologies.

Certain scenarios use additional products, such as vRealize Business or vRealize Hyperic.

## IT Automating IT Design Objectives

The VMware Validated Design for IT Automating IT design objectives provide fine-grained details about the scope, performance, hardware, and other critical factors.

**Table 3-1. Objectives of VMware Validated Design for Software-Defined Data Center**

VMware Validated Design Objective	Description
Main objective	Common IT scenarios implemented on top of the SDDC foundation.
Scope of deployment	<p>Most scenarios in this use case assumes that you deployed the following components.</p> <ul style="list-style-type: none"> <li>■ Management Layer (ESXi, vCenter Server, NSX)</li> <li>■ vRealize Automation</li> <li>■ Other components, as listed in the introduction to each scenario.</li> </ul> <p>The <i>Scenario</i> documentation offers different solution paths. It includes a discussion of the limitations of each approach at the beginning.</p> <ul style="list-style-type: none"> <li>■ Single-region only</li> <li>■ Dual-region deployment using distributed logical routers (DLRs)</li> <li>■ Cross-region deployment using a universal distributed logical router (UDLR).</li> </ul>
Cloud type	Private cloud
Maximum number of virtual machines	<ul style="list-style-type: none"> <li>■ 10,000 running virtual machines</li> <li>■ Churn rate of 150 virtual machines per hour</li> </ul> <p>Churn rate is related to provisioning, power cycle operations, and decommissioning of one tenant virtual machine by using a blueprint in the cloud management platform. A churn rate of 100 means that 100 tenant workloads are provisioned, pass the power cycle operations, and are deleted.</p>
Number of hardware pods	<p>2-pod setup</p> <p>The validated design requires the following pods for SDDC deployment.</p> <ul style="list-style-type: none"> <li>■ Management pod. Runs the virtual machines of the management products.</li> <li>■ Shared edge and compute pod <ul style="list-style-type: none"> <li>■ Runs the tenant workloads.</li> <li>■ Runs the required NSX services to enable north-south routing between the SDDC and the external network, and east-west routing inside the SDDC.</li> </ul> </li> </ul>
Data center virtualization	<ul style="list-style-type: none"> <li>■ Compute virtualization</li> <li>■ Software-defined storage in the management pod</li> <li>■ Network virtualization</li> </ul>

**Table 3-1. Objectives of VMware Validated Design for Software-Defined Data Center (Continued)**

VMware Validated Design Objective	Description
Scope of guidance	<p>The scope of guidance depends on the use case. The Scenarios documentation changes as the Validated Design adds more use cases. Below is a list of some example use cases. See the <i>Scenarios</i> documentation for the complete current set.</p> <ul style="list-style-type: none"> <li>■ Configuring Reservation Policies and Network Policies</li> <li>■ Publishing Templates and Blueprints</li> <li>■ Creating Self-Service Catalog</li> <li>■ Creating Blueprints with Dynamic Resource Tiering</li> <li>■ Integrating vRealize Automation with IPAM Using the Infoblox vNIOS Appliance</li> <li>■ Creating Multi-Tier Applications</li> <li>■ Micro-Segmentation for Multi-Tier Applications</li> <li>■ Managing Virtual Machine Lease and Ownership</li> <li>■ Cost Modeling and Monitoring</li> <li>■ Forwarding Log Events to vRealize Log Insight</li> <li>■ Monitoring Workload Health and Capacity</li> <li>■ Configuring Unified Single-Machine Blueprints for Cross-Region Deployment</li> </ul>
Overall availability	<p>99% availability</p> <p>Planned downtime is expected for upgrades, patching, and on-going maintenance.</p>
Authentication, authorization, and access control	<ul style="list-style-type: none"> <li>■ Use of Microsoft Active Directory as a central user repository.</li> <li>■ Use of service accounts with minimum required authentication and Access Control List configuration.</li> <li>■ Use of basic tenant accounts.</li> </ul>
Certificate signing	<p>Certificates are signed by an external certificate authority (CA) that consists of a root and intermediate authority layers.</p>
Hardening	<p>Because this design is based on the VMware Validated Design for the Software-Defined Data Center, it supports hardening options.</p> <ul style="list-style-type: none"> <li>■ Tenant workload traffic can be separated from the management traffic.</li> <li>■ The design uses a distributed firewall to protect all management applications. To secure the SDDC, only other management solutions and approved administration IP addresses can directly communicate with individual components.</li> </ul>

## IT Automating IT Use Case Scope

The first delivery of the use case includes detailed instructions for performing common IT tasks. This includes multi-tier applications and work with blueprints.

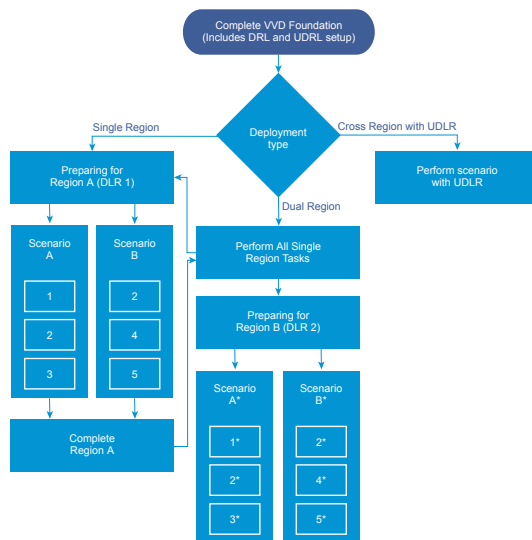
The use case is built entirely on the design of the VMware Validated Design for the Software-Defined Data Center, so all design decisions, product versions, and other prerequisite information are covered there. In addition, the first chapter of the *Scenarios* document steps you through some setup for the use case.

## IT Automating IT Workflows

Each scenario in the *Scenarios* document gives step-by-step instructions to a workflow. All scenarios require the installation and configuration of the core components of the VMware Validated Design for the Software-Defined Data Center.

Three different types of scenarios are included. For each type, the workflow differs. A list of tasks required for each scenario is at the beginning of the scenario.

**Figure 3-2. Solution Paths for Scenarios**

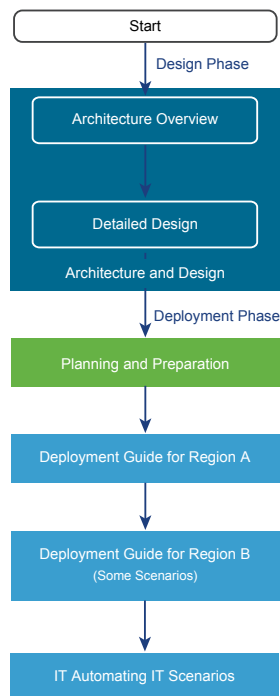


- If you plan on deploying a scenario in a single-region environment, you follow these steps.
  - a Perform all tasks in Preparing for Region A.
  - b Perform all procedures listed on the first page of the scenario.
  - c Perform all tasks in the scenario itself.
- If you plan on deploying a scenario in a dual-region environment, you follow these steps.
  - a Set up Region A.
  - b Perform all tasks in Preparing for Region B.
  - c Perform the scenario itself and its prerequisites in Region B. The documentation does not include separate instructions for Region B, but only minor adjustments to the Region A instructions are necessary.
- If you plan on performing a cross-region deployment with a UDRL, follow the instructions in that scenario.

## IT Automating IT Use Case Documentation

The documentation components are organized according to audience and deployment stage. You use the documents in a specific order. Because the VMware Validated Design for IT Automating IT builds on the VMware Validated Design for the Software-Defined Data Center, many of the documentation components are shared.

**Figure 3-3. IT Automating IT Documentation Flow**



## Documentation for the VMware Validated Design for the Software-Designed Data Center

Before you start with implementing scenarios, you install and configure components of the VMware Validated Design for the SDDC following the guidelines in these documents.

<b>Architecture and Design</b>	The Architecture and Design document includes the <i>Architecture Overview</i> , which discusses the components in the design, and the <i>Detailed Design</i> , which explains configuration details.
<b>Planning and Preparation</b>	The <i>Planning and Preparation</i> document helps you plan your environment according to the requirements. This document has detailed information on required software versions and other details including IP addresses and user configuration. You can abstract from the information in this document to requirements in your environment.
<b>Deployment Guides</b>	Deployment Guides have step-by-step instructions and screen shots for installing and configuring the components of the design. All scenarios expect that you install and configure the set of products for Region A. Some scenarios also require that you install and configure Region B.

## Scenarios for IT Automating IT

The *Scenarios* document for the IT Automating IT use provide step-by-step instructions for common IT scenarios.

The scope of guidance depends on the use case. The Scenarios documentation changes as the Validated Design adds more use cases. Below is a list of some example use cases. See the *Scenarios* documentation for the complete current set.

- Configuring Reservation Policies and Network Policies
- Publishing Templates and Blueprints
- Creating Self-Service Catalog
- Creating Blueprints with Dynamic Resource Tiering
- Integrating vRealize Automation with IPAM Using the Infoblox vNIOs Appliance
- Creating Multi-Tier Applications
- Micro-Segmentation for Multi-Tier Applications
- Managing Virtual Machine Lease and Ownership
- Cost Modeling and Monitoring
- Forwarding Log Events to vRealize Log Insight
- Monitoring Workload Health and Capacity
- Configuring Unified Single-Machine Blueprints for Cross-Region Deployment