


# VMware vRealize Orchestrator Plug-In for vSphere Replication 6.5 Release Notes

 Updated on 06/19/2017

VMware vRealize Orchestrator Plug-In for vSphere Replication 6.5 | 22 NOV 2016 | Build 4663050 | [Download](#)

VMware vRealize Orchestrator 7.2 Appliance | 22 NOV 2016 | Build 4629837

VMware vSphere Replication 6.5 | 15 NOV 2016| Build 4634552 | [Release Notes](#)

Check frequently for additions and updates to these release notes.

Last updated on: 22 NOV 2016

## What's in the Release Notes

The release notes cover the following topics:

- [Introduction to the VMware vRealize Orchestrator Plug-In for vSphere Replication 6.5](#)
- [What's New in the VMware vRealize Orchestrator Plug-In for vSphere Replication 6.5](#)
- [Installation](#)
- [Featured Workflows](#)
- [Known Issues](#)

## Introduction to the VMware vRealize Orchestrator Plug-In for vSphere Replication 6.5

The VMware vRealize Orchestrator Plug-In for vSphere Replication allows VMware administrators to simplify the management of their vSphere Replication infrastructure by leveraging the robust workflow automation platform of vRealize Orchestrator. The vRealize Orchestrator Plug-In for vSphere Replication extends automation capabilities for certain vSphere Replication operations by including them in vRealize Orchestrator workflows. The plug-in also delivers pre-built out-of-the-box building blocks and complete workflows that cover certain existing vSphere Replication actions.

The vRealize Orchestrator Plug-In for vSphere Replication 6.5 release runs with VMware vRealize Orchestrator 7.2.

You can download the vRealize Orchestrator Plug-In for vSphere Replication 6.5 from the [download](#) page.

For information about creating workflows by using vRealize Orchestrator, see the [vRealize Orchestrator documentation](#).

## What's New in the VMware vRealize Orchestrator Plug-In for vSphere Replication 6.5

The vRealize Orchestrator Plug-In for vSphere Replication 6.5 introduces new replication actions and workflows exposed through vRealize Orchestrator. These additional workflows expand the existing vSphere Replication capabilities that customers can leverage through the vRealize Orchestrator product. The VMware vRealize Orchestrator Plug-In for vSphere Replication 6.5 provides the following new workflows: Pair Sites, Sync Replication, Pause Replication and Resume Replication.

For more information on these new workflows, see the [Featured Workflows](#) section.

## Installation

The Orchestrator Plug-In for vSphere Replication software requires vRealize Orchestrator 7.2, and vSphere Replication 6.5. For information on installing vRealize Orchestrator 7.2 see *Installing and Configuring VMware vRealize Orchestrator* in the vRealize Orchestrator documentation. For information on installing vSphere Replication 6.5, see [Installing and Uninstalling vSphere Replication](#) in the vSphere Replication documentation.


The Orchestrator Plug-In for vSphere Replication software is distributed as Orchestrator application file. Install and configure the plug-in by using the Orchestrator configuration interface.

After you install the Orchestrator Plug-In for vSphere Replication, the plug-in automatically discovers the vSphere Replication instances on all vCenter Servers that are currently registered.

After you install the Orchestrator Plug-In for vSphere Replication, you find the vSphere Replication workflows in the vSphere Web Client:

- Go to **vRealize Orchestrator > Workflows** view in the vSphere Web Client.
- Expand the hierarchy to navigate to the **vRO Servers > vco\_server > Library > vSphere Replication** folder.

Before you can run vSphere Replication workflows, which interact with remote sites, you must register the remote site, by running the corresponding workflow from **Library > VR > Remote Site Management**. You must run this workflow only once per vRealize Orchestrator us



Cookies Settings

## Featured Workflows

The vRealize Orchestrator plug-in provides out-of-the-box workflows to help customers automate vSphere Replication operations. Below are some of the implemented workflows.

- Pair Site workflow:
  - i. Pair with an on-premise vCenter Server site
  - ii. Pair with a vCloud Air site
- Configure Replication workflow:
  - i. Between on-premise vCenter Server datacenters
  - ii. From an on-premise vCenter Server datacenter to vCloud Air
  - iii. From vCloud Air to an on-premise vCenter Server datacenter
- Pause Replication workflow:
  - i. Pause replication to on-premise vCenter Server datacenters
  - ii. Pause replication from vCloud Air
  - iii. Pause replication to vCloud Air
- Resume Replication workflow:
  - i. Resume replication to on-premise vCenter Server datacenters
  - ii. Resume replication from vCloud Air
  - iii. Resume replication to vCloud Air
- Reverse Replication workflow:
  - i. From vCloud Air to an on-premise vCenter Server datacenter
- Planned Migration workflow:
  - i. From an on-premise vCenter Server datacenter to vCloud Air
  - ii. From vCloud Air to an on-premise vCenter Server datacenter
- Test Recovery workflow:
  - i. From an on-premise vCenter Server datacenter to vCloud Air
  - ii. From vCloud Air to an on-premise vCenter Server datacenter
- Cleanup of test instances:
  - i. From an on-premise vCenter Server datacenter to vCloud Air
  - ii. From vCloud Air to an on-premise vCenter Server datacenter
- Real Recovery workflow:
  - i. From vCloud Air to an on-premise vCenter Server datacenter
  - ii. From an on-premise vCenter Server datacenter to vCloud Air
- Sync Replication workflow:
  - i. Full Sync from an on-premise vCenter Server datacenter to vCloud Air
  - ii. Full Sync between on-premise vCenter Server datacenters
  - iii. Offline Sync Replication from vCloud Air to an on-premise vCenter Server datacenter
  - iv. Offline Sync Replication from on-premise vCenter Server datacenter to vCloud Air
  - v. Offline Sync Replication between on-premise vCenter Server datacenters
  - vi. From vCloud Air to an on-premise vCenter Server datacenter
  - vii. From an on-premise vCenter Server datacenter to vCloud Air
  - viii. Between on-premise vCenter Server datacenters
- Unconfigure Replication workflow:
  - i. Between on-premise vCenter Server datacenters
  - ii. From an on-premise vCenter Server datacenter to vCloud Air
  - iii. From vCloud Air to an on-premise vCenter Server datacenter
- Workflows that do not require on-premise site:
  - i. Test Recovery for a virtual machine replicated in vCloud Air
  - ii. Cleanup test recovery for a virtual machine replicated in vCloud Air
  - iii. Real Recovery for a virtual machine replicated in vCloud Air

## Known Issues

The following issues are known to occur in the VMware vRealize Orchestrator Plug-In for vSphere Replication 6.5 release.

- **The vSphere Replication site is not shown in the inventory view when a new vCenter instance has been added to vRealize Orchestrator.**  
Workaround: Restart the vRealize Orchestrator Server service.
- **Executing any of the unregister workflows from Library > vSphere Replication > Remote Site Management does not terminate the already established connection to the target site.**



- **When registering vCloud Air as a Standalone Org or a Remote Cloud Site and "Ignore certificate warnings" is set to "No", the following warnings appear:**

1) Untrusted certificate, with certificate info:

Validity : [From : Apr 23, 2013 To : Apr 27, 2016]  
Organizational Unit :  
Public key : RSA  
Fingerprint (MD5) : 80 C1 77 2F 78 16 01 EB 9A 4B 88 E5 A3 E3 C0 29  
Organization : VMware, Inc.  
Common Name (6 characters min) : \*.vchs.vmware.com  
Country : US  
Serial Number : 1B C3 C0 84  
Alternative names :  
[2, [2]\*.vchs.vmware.com]  
[2, [2]vchs.vmware.com]

2) Wrong site - saying that the certificate is issued to \*.vchs.vmware.com

Workaround: Verify that the fingerprint is the same as the above, the validity is correct and continue with importing the certificate despite the warnings.



Company

About Us

Executive Leadership

News & Stories

Investor Relations

Customer Stories

Diversity, Equity & Inclusion

Environment, Social & Governance

AI at VMware

Careers

Blogs

Communities

Acquisitions

Office Locations

VMware Cloud Trust Center

COVID-19 Resources

Support



Additional Resources

[Product Documentation](#)


[Compatibility Guide](#)

[Terms & Conditions](#)

[California Transparency Act Statement](#)

[Hands-on Labs & Trials](#)

 [Twitter](#)

 [YouTube](#)

 [Facebook](#)

 [LinkedIn](#)

 [Contact Sales](#)

---

Copyright © 2005-2024 Broadcom. All Rights Reserved. The term “Broadcom” refers to Broadcom Inc. and/or its subsidiaries.

[Terms of Use](#)

[Your California Privacy Rights](#)

[Privacy](#)

[Accessibility](#)

[Trademarks](#)

[Glossary](#)

[Help](#)

[Feedback](#)

